



Your Partner in Profit

Wi-Fi Door Guard



Zero False Alarm* 58 KHz Acoustomagnetic EAS

*Our patented system algorithm avoids false when walking through the system.

Wi-Fi Door Guard

Distinctively designed for any decor, Wi-Fi Door Guard delivers functional/operational superiority over EAS pedestal systems. Wi-Fi Door Guard is available in gray, black and white and upon customer request, customizable with your company logo or any other visual requirements. As its name suggests, Door Guard is attached to the door frame or glass store front. Wi-Fi Door Guard is available as a single or dual antenna.

Exit widths between 6ft and up to 8ft depending on the hard tag used.

Features & Benefits

Superior detection range

Wi-Fi technology

Fully compatible with all AM tags and labels

Comes in various colors

Patented noise cancellation technology

Alarm volume control

Jammer detection

Optional remote external alarm



Door Guard Wi-Fi Specifications:



System controller with SPS Smart Power supply on the mounting plate



Adapter box

Options:



Optional external alarm units can be flush mounted into the store ceiling

Dimensions

Metal mounting plate:	18 x 13 x 18 inches	1.1lbs
System Controller:	15 x 5.5 x 2.8 inches	5.3lbs
SPS power supply:	4.4 x 5.4 x 3.1 inches	7lbs
Adapter-Box:	9.5 x 7.5 x 3.5 inches	2.5lbs

Floor antenna dimensions:

Door antenna WF FG

Max. Cable length:

Antenna / tuning box:	20ft
Door Guard cable to Controller	max 6ft
Tuning box / controller	50ft
Controller to external SPS	250 ft with WG EA-Type 2 cable

Power Preparations:


110 V (min. 3x2.5 mm²) Fuse 16 A min.. on dedicated circuit, at the same phase (L1 recommended) for all systems and deactivators at the cash desks. Current consumption max. 50 W per system, and 10/120 W (continuous / peak-pulse) per deactivator . Terminal connection or untwist able sockets. Plastic conduits (1")with inserted pull string is required

External alarm connection 2 conductor alarm cable or CAT 5/6 cable can be used.




Smart Power Supply (SPS) - Specifications.

SPS Front View



SPS Top View



SPS Rear View



The universal power supply for the new WG Retail security systems:

Each system master or extender antenna requires a SPS. We recommend to have the SPS accessible for the store staff to disable and reboot (1) the system in case of a malfunction.

The 230 V (16 A slow blow fuse) connection is made via terminal box (2) by a regular min. 3x2.5 mm² cable. Dedicated circuit (separate fuse), and common phase (L1) with all acoustomagnetic accessories is recommended. Power consumption max 50 W per system, per deactivator 10/120 W (continuous or pulse).

If a system gives spontaneous alarms the TX switch (4) helps to verify if maybe is a system tuning or synchronization issue or a user error (tags too close) is the reason.

The alarm volume (5) can be varied.

■ Dry contacts for connection to external alarm consoles or CCTV-Systems systems are applied to the output terminal block (6).

Plastic conduits with pull wire (PG 30 recommended) between SPS and antenna shall be prepared as specified in the respective project outline and drawings.

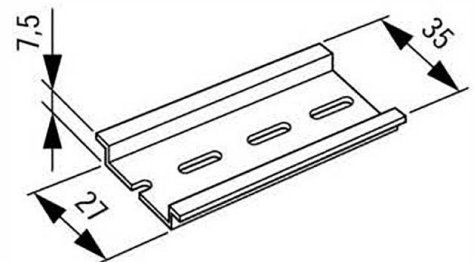
Dimensions:

SPS-Power supply: 110 x 138 x 80 mm 1,8 kg

Product Codes:

WG SPS

Smart Power Supply



SPS can be clicked on a standard DIN 46277-3 rail holder system.

We recommend to install SPS in a dedicated box, locked but easy accessible in service needs.